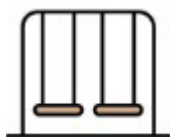


# PLAYGROUND SAFETY SUPERVISION GUIDELINES

**"Safety First! Working alongside you to help keep students and staff safe!"**

**While you are on the playground supervising children, here are some things you can look for.**

**Eighty percent (80%) of playground injuries result from falls. Toddlers and preschool-aged children require more attentive supervision than older children.**

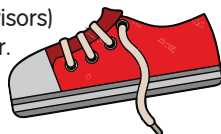


- Ensure children are playing on age-appropriate equipment (signage should be posted).

- Make sure children (and supervisors) are wearing appropriate footwear.



- Stop dangerous horseplay (throwing things, pushing, etc.).



- Stop children from wandering away from the play area.
- Account for all children.



- Remove hoodie and neck drawstrings from children's clothing before they play on the playground. Remove scarves. Remove mittens connected through the sleeves.



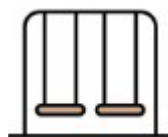
- Snow is not protective surfacing and does not protect children from significant fall heights. Do not use play structures if ice is present.
- Wet surfaces are slippery. Be cautious when equipment is wet.

# PLAYGROUND SAFETY SUPERVISION GUIDELINES

**"Safety First! Working alongside you to help keep students and staff safe!"**

**While you are on the playground supervising children, here are some things you can look for.**

**Eighty percent (80%) of playground injuries result from falls. Toddlers and preschool-aged children require more attentive supervision than older children.**

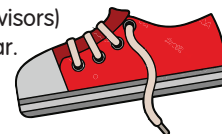


- Ensure children are playing on age-appropriate equipment (signage should be posted).

- Make sure children (and supervisors) are wearing appropriate footwear.



- Stop dangerous horseplay (throwing things, pushing, etc.).



- Stop children from wandering away from the play area.
- Account for all children.



- Remove hoodie and neck drawstrings from children's clothing before they play on the playground. Remove scarves. Remove mittens connected through the sleeves.



- Snow is not protective surfacing and does not protect children from significant fall heights. Do not use play structures if ice is present.
- Wet surfaces are slippery. Be cautious when equipment is wet.

- Keep younger children separated from older ones if possible to avoid unintentional injuries.



- During hot days, check metal and plastic surfaces - they can cause burns.
- Monitor high risk zones closely (e.g., swings, slides, and climbing structures).



**Do not allow children to:**

- Wear helmets
- Walk up or climb on slides. Slide feet first, facing forward, one at a time.

- Climb on or over rails, walls, barriers, roofs or swing frames.

- Run on, jump off or dive off equipment.

- Walk or climb on top of overhead horizontal ladders. Use hand rungs one at a time.



- Twist swing chains or jump out of the swing. Throw swing chain over the top swing bar.

**Pick-up trash and report other items.**

- Broken equipment (broken swings, loose bolts, missing end caps, etc.)
- Broken glass and other trash
- Cracks in plastic, rusted or corroded metals, rot
- Hazardous or dangerous debris (sticks, logs)
- Insects/birds nests
- Surfacing kicked out under swings or slides.



- Holes in surfacing, sandboxes, or entry walkways; ensure sandboxes have covers
- Vandalism

- Keep younger children separated from older ones if possible to avoid unintentional injuries.



- During hot days, check metal and plastic surfaces - they can cause burns.
- Monitor high risk zones closely (e.g., swings, slides, and climbing structures).



**Do not allow children to:**

- Wear helmets
- Walk up or climb on slides. Slide feet first, facing forward, one at a time.

- Climb on or over rails, walls, barriers, roofs or swing frames.

- Run on, jump off or dive off equipment.

- Walk or climb on top of overhead horizontal ladders. Use hand rungs one at a time.



- Twist swing chains or jump out of the swing. Throw swing chain over the top swing bar.

**Pick-up trash and report other items.**

- Broken equipment (broken swings, loose bolts, missing end caps, etc.)
- Broken glass and other trash
- Cracks in plastic, rusted or corroded metals, rot
- Hazardous or dangerous debris (sticks, logs)
- Insects/birds nests
- Surfacing kicked out under swings or slides.



- Holes in surfacing, sandboxes, or entry walkways; ensure sandboxes have covers
- Vandalism